



TECHNICAL SPECIFICATIONS

15 NELSON STREET BRISTOL BS1 2JY
0117 945 0325
www.swxbristol.com

CONTACT INFORMATION

Tom Cull Production Manager	tom.cull@electricbrixton.uk.com	07986793270
Mike Weller Head of Music	mike.weller@electricbrixton.uk.com	07740175585
Agron Nikaj General Manager	agron@swxbristol.com	07931 395806
Ben Townley Promotions Manager	ben.townley@swxbristol.com	07710 009799



PRODUCTION INFORMATION

Please take time to read the following information.

If you require any more information please contact our Production Manager.

PARKING

Tour bus parking is available on Fairfax Street to the side of the venue with a 16A single phase shore power.

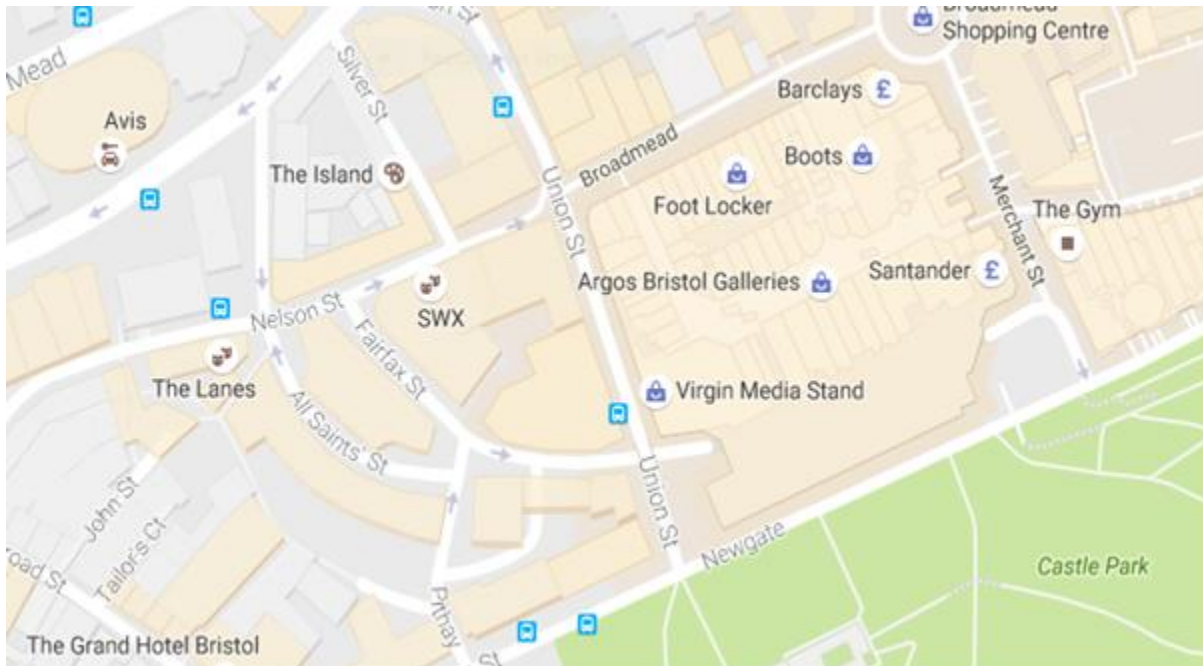
Please advise 14 days in advance as notice has to be given to the council. Overnight arrival is possible.

Parking is chargeable at £30 a bay with a maximum of 3 bays.

LOAD-IN/OUT

The load in to the stage via stairs accessible from Fairfax street to the back stage area.

There is a goods lift 1.4m high, 1.3m deep 90cm wide maximum weight 500kg.





BARRIER

There is an in-house front of stage barrier that is included with the hire of the venue which **must** be used on all standing shows.

LIGHTING & SOUND POSITIONS

FOH positions for sound and lights consoles is on the venue floor. There are 2 follow spot positions set aside in the balcony.

RISERS

We have 3 of 8 x 4 risers and 2 of 8 x 2 with various lengths of legs included in the hire of venue.

If you have any special requests please contact our production manager prior to your event to ensure you have what you need.

LOCAL CREW

Local crew are provided by Rock City and are booked through the venue. Cost is £15+VAT per hour per crew on 4 hour minimum call.

MERCHANDISE

A merchandise area is available and we can supply merch staff at £35+VAT per person. We do not charge a venue concession for selling merchandise.

MEDICS

1 medic and 1 paramedic are on site for every show.

SECURITY

All security are SIA registered.

TOWELS

Towels can be provided by the venue at the cost of £1+VAT

per towel. There is a £5+VAT charge for each lost towel.

LAUNDRY

A washer dryer is available.

BACKSTAGE FACILITIES

Dressing rooms and production office are located on the same floor and are close to the stage.

DRESSING ROOM ONE

The room is 4m x 2.8m.

3 sofas

1 x large fridge

1 x mirror

1 x desk

En-suite toilet and shower.

DRESSING ROOM TWO

4m x 2.2m

2 x sofas

1 x large fridge

1 x mirror

En-suite toilet and shower.

DRESSING ROOM THREE

2.7m x 3m

2 sofas

1 x fridge

1 x mirror

En-suite toilet and shower.

PRODUCTION OFFICE

The room is 6m x 4m.

There is a desk in the room to accommodate 3 people.

13amp sockets

Secure WIFI



AUDIO SPECIFICATION

STAGE

24FT WIDE BY 16FT DEEP MADE UP OF 8X4 LITE DECK.

FOH SYSTEM

12 L'ACOUSTICS DV-DOSC

4 L'ACOUSTICS DV-SUBS

4 L'ACOUSTICS SB28 SUBS

FILLS

5 L'ACOUSTICS 12XT

1 L'ACOUSTICS ARCS WIDE

AMPLIFICATION

4 LA 8

4 LA4X

MONITOR SYSTEM

8 SSE MB4 ON 8 MIXES

POWERED BY CAMCO VORTEX

SIDE FILLS / DJ Mons

2 Nexo Alpha EM

4 Nexo AlphaE B1-18

1 NXAmp 4x4C

MIXING DESK

FOH - MIDAS PRO2C

DL251 48 IN 16 OUT- LOCATED ON SL

MONS – YAMAHA M7CL

MONITOR SPLITS ON STAGE FOR TOURING MONITOR DESKS.

MULTICORE/NETWORK

TALKBACK AND COMMS LINKS TO STAGE.

NETWORK LINKS FROM FOH TO STAGE.

LINE SYSTEM – 4x XLR 12-WAY STAGE SNAKES

MICROPHONES

1 X SHURE BETA 52

1 X SHURE BETA 91A

5 X SHURE SM57

4 X SHURE SM58

2 X SHURE SM81

4 X SENNHEISER 604

3 X SENNHEISER 609

2 X KLARK TECHNIC ACTIVE DI

5 X ART ACTIVE DI

POWER

VISITING AUDIO- 63A 3 PHASE

BACKLINE – 13A UK 230V

LIGHTING – 32A 3 PHASE/63A SINGLE PHASE/2 X 32A SINGLE PHASE

32A 3 PHASE DISTRO WITH 6 A 16A SINGLE PHASE OUTLETS

DJ EQUIPMENT

DJ MIXERS

1 X PIONEER DJM900 NEXUS 2

1 X PIONEER DJM2000

1 X PIONEER DJM800

1 X ALLEN AND HEATH XONE92

CDJS

3 X PIONEER CDJ2000 NEXUS

1 X PIONEER CDJ2000

1 X PIONEER CDJ1000 MK3

1 X PIONEER CDJ1000MK2

1 X PIONEER CDJ800

VINYL DECKS UPON REQUEST AT A COST TO THE PROMOTER



LIGHTING AND VIDEO SPECIFICATION

CONTROL

CHAMSYS MQ100 WITH TOUCHSCREEN.

THERE ARE 4 DMX LINES AND ARTNET WITH CAT5 TO FOH.

FIXTURES

4 X GLP IMPRESSIONS

6 X CHUEVET INTIMIDATOR 350 BEAMS

8 X CHUEVET INTIMIDATOR 350 SPOTS

2 X CS4

4 X ATOMIC 3000 STROBES

4 X 2 CELLS MOLEFAY BLINDERS

THE HOUSE RIGGING PLOT IS AVAILABLE UPON REQUEST.

HAZE

UNIQUE 2.1 HAZER

VIDEO

4M X 2M 10MM PITCH LED SCREEN (VIDEOWALL FLOWN ON AN UPSTAGE TRUSS)

4 X 1M X 1M 10MM PITCH LED SCREEN

TRUSS

HOUSE STAGE TRUSS IS 8M 12X12 J THOMAS TRUSS

Distance between trusses

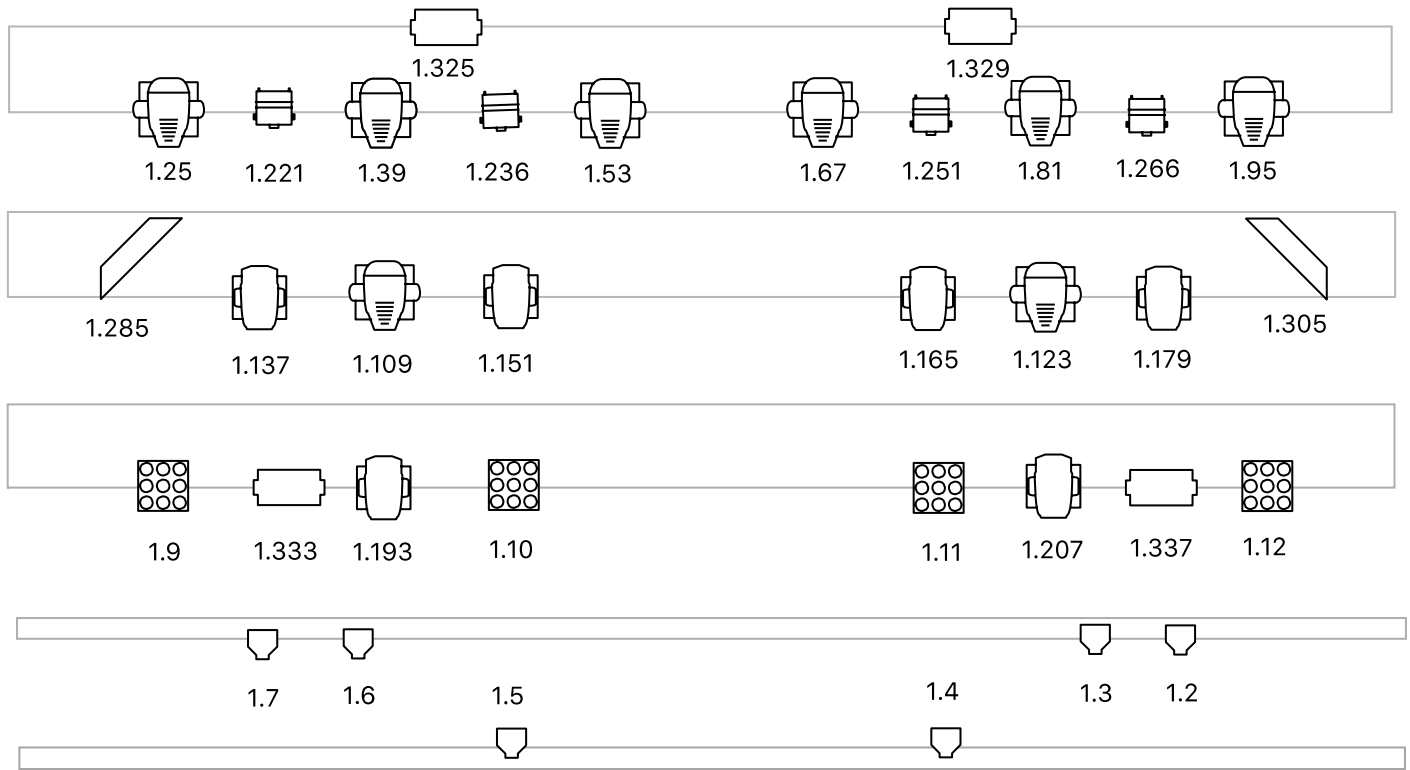
Centre back to centre mid – 2.5M








Centre mid to centre front – 2M

Clearance from stage to bottom of trusses – 3.8



STAGE LIGHTING PLOT



	chauvet intimidator spot LED 350 14ch extended		GLP impression RZ 15 channel mode		S4 parcan		studio due CS4 20 channel 16-bit
	chauvet intimidator beam LED 350 14ch extended		martin atomic 3000 4-channel mode		2-cell molefay		look solutions unique 2.1 hazer 2 channel address 1.510



LIGHTING DMX PATCH

Fixture	Address	Mode	Position
S4 par	1.2	Dim	Downstage Truss
S4 par	1.3	Dim	Downstage Truss
S4 par	1.4	Dim	Downstage Truss
S4 par	1.5	Dim	Downstage Truss
S4 par	1.6	Dim	<u>Downstage Truss</u>
S4 par	1.7	Dim	Downstage Truss
Blinder	1.9	Dim	D/S Mid truss
Blinder	1.1	Dim	D/S Mid truss
Blinder	1.11	Dim	D/S Mid truss
Blinder	1.12	Dim	D/S Mid truss
Chauvet 350 spot	1.25	14ch extended	Upstage truss
Chauvet 350 spot	1.39	14ch extended	Upstage truss
Chauvet 350 spot	1.53	14ch extended	Upstage truss
Chauvet 350 spot	1.67	14ch extended	Upstage truss
Chauvet 350 spot	1.81	14ch extended	Upstage truss
Chauvet 350 spot	1.95	14ch extended	Upstage truss
Chauvet 350 spot	1.109	14ch extended	D/S Mid truss
Chauvet 350 spot	1.123	14ch extended	D/S Mid truss
Chauvet 350 beam	1.137	14ch extended	U/S Mid truss
Chauvet 350 beam	1.151	14ch extended	U/S Mid truss
Chauvet 350 beam	1.165	14ch extended	U/S Mid truss
Chauvet 350 beam	1.179	14ch extended	U/S Mid truss
Chauvet 350 beam	1.193	14ch extended	D/S Mid truss
Chauvet 350 beam	1.207	14ch extended	D/S Mid truss
Glp impression rz	1.221	15 ch - normal	Upstage truss
Glp impression rz	1.236	15 ch - normal	Upstage truss
Glp impression rz	1.251	15 ch - normal	Upstage truss
Glp impression rz	1.266	15 ch - normal	Upstage truss
Martin atomic	1.325	4ch - effects on	Upstage truss
Martin atomic	1.329	4ch - effects on	Upstage truss
Martin atomic	1.333	4ch - effects on	D/S Mid truss
Martin atomic	1.337	4ch - effects on	D/S Mid truss
Studio due cs4	1.285	20ch 16bit	U/S Mid truss
Studio due cs4	1.305	20ch 16bit	U/S Mid truss
Unique 2.1 haze	1.51	2ch	Floor



STAGE PLOT

